

**MEDICINE SANS FRONTIER**  
"DOCTORS WITHOUT BORDERS":  
WE ARE UNITED ALL OVER THE WORLD  
TO GIVE YOU PAIN RELIEF FROM ARTHRITIS



Dr Hansen, university of washington



Dr sanzeorgan, harborview centre, seattle, U.S.A



Dr Thomas Mathew, V.P. European foot society



HISSINGPARK CLINIC, GERMANY



THE HAND CLINICUM, MUNICH



DR LORIS POGOLI, MULTIMEDICA, ITALY



DR PIVATO, UNIVERSITY OF MILAN



AITS-IRCAD, FRANCE



SHOW CHWAN HOSPITAL, TAIWAN



DR VON DIJK, AMC, NETHERLAND

**KNOW MORE ABOUT OUR MEDICAL DIRECTOR**

**DR. MANOJ R. KANDOI**

M.S. (ORTHOPAEDICS), DORTHO FCS (OFS),  
DNB (MAMS) (DELHI), M.B. (PUM), FRCR (LONDON),  
FRC (CHICAGO)



**INTERNATIONAL FELLOWSHIPS**

- 1) Foot Fellowship : Harborview Medical Centre, Seattle, U.S.A.
- 2) Ankle Fellowship: University of Washington, U.S.A.
- 3) Arthroscopy Fellowship : Hissing Park Clinic, Augsburg, Germany.
- 4) Hand Fellowship : The Hand Klinikum, Munich, Germany
- 5) Inor Fellow, British Orthopedic Society, U. K.
- 6) International College of Surgeons, Chicago
- 7) Royal Society of Medicine, London
- 8) Royal College of Tropical Medicine & Hygiene, U. K.
- 9) Wrist Fellowship : PoliClinico Multimedita, Milano, Italy
- 10) Centro-Mano studio Fellow, University of Milano
- 11) Wrist Arthroscopy : Show Chwan Memorial hospital, Taiwan, Republic of china
- 12) AITS - IRCAD, France
- 13) Hindfoot Arthroscopy: Academic medical centre, Amsterdam, Netherlands

For More Information, Please Contact:

**ASHIRWAD HOSPITALS**

- Almas Mansion, S.V.P. Road, New Colony, Ambarnath (W)  
Tel.: (0251) 2680020 / 2681457  
Helplines : 9822031683, 7709260348
- Ganesh Ashish Appt., Vadavali Section, Ambarnath (E),  
Tel.:(0251) 2606766, 2608947  
E-mail : drkandoi@yahoo.co.in  
Websites : www.arthritisindia.org  
www.osteoporosisindia.com

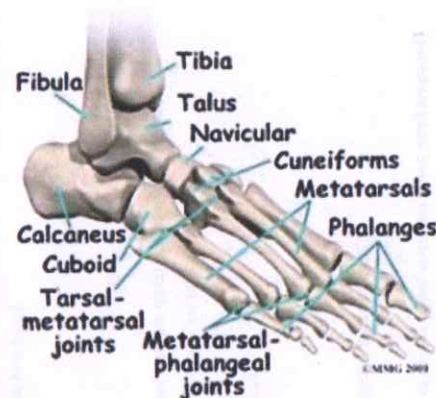


CONSULTATION AT  
**FORTIS HOSPITALS**

Adeshwar Park, Shill Road,  
Bail Bazar, Kalyan (W), INDIA  
Tel.: (0251) 6694444  
TIMINGS: TUE / THURS / SAT  
5.00 pm to 7.00 pm

**"THE INJURED FOOT"**

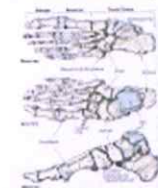
IS PLASTERING  
THE ONLY SOLUTION?



**IACP ARTHRITIS CLINICS**

A GUIDE TO WORLD CLASS FOOTCARE

**Foot anatomy**



**FOOT FUNCTION**

- Hindfoot: Shock absorption, propulsion, deceleration
- Midfoot: Controls relationship between hindfoot and forefoot
- Forefoot: Platform for standing and lever for push off

**INDICATIONS FOR SURGERY :**

- 1) Displaced MT shaft # with sagittal displacement
- 2) Fracture dislocations
- 3) Intraarticular displaced fracture
- 4) Irreducible dislocations
- 5) Joint instability

**TREATMENT PRINCIPLES**

- Hindfoot : Protect subtalar, ankle and talonavicular joints
- Midfoot : restore length and alignment of medial and lateral "columns"
- Forefoot : Even weight distribution

**RESULTS OF IMPROPER TREATMENT / POORLY ADVISED PLASTER TREATMENT**

- 1) Uneven load distribution across foot
- 2) Transfer metatarsalgia
- 3) Disturbed painful gait
- 4) Arthritis of involved joints
- 5) Proximal joints ,knee problems due to faulty weightbearing
- 6) Permanent disability

FIRST METATARSAL BASE FRACTURE



METATARSAL HEAD FRACTURE



COMMUNITED TALUS NECK FRACTURE



FRACTURE PHALANGES



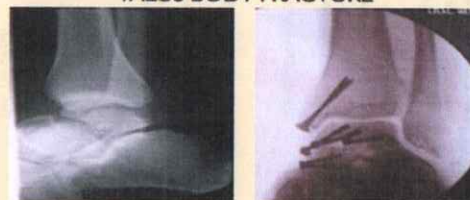
METATARSAL SHAFT FRACTURE



LISFRANC MIDFOOT INJURY



TALUS BODY FRACTURE



CALCANEAL FRACTURE TUBEROSITY FRACTURE



METATARSAL NECK FRACTURE



NAVICLE FRACTURE CORONAL PLANE



TALAR HEAD FRACTURE



INTRARTICULAR FRACTURE CALCANEUM



5TH METATRSAL BASE FRACTURE



CUBOID FRACTURE



POLYTRAUMA FOOT AND ANKLE



CRUSHED FOOT



COMMUNITED MT5 #



TALUS FRACTURE NECK FRACTURE



POSTOPERATIVE FILMS



POSTOPERATIVE FILMS

